


Automate your Sales Focus On Selling





Application Screen

A Good Decision Can Change Your Life Forever

vSFA helps you focus on capturing more business, optimize your sales process. At every step, so you can see at a glance the last actions on an opportunity

4000

Users

4.8

AVG Rating

93K

Reviews



About apps

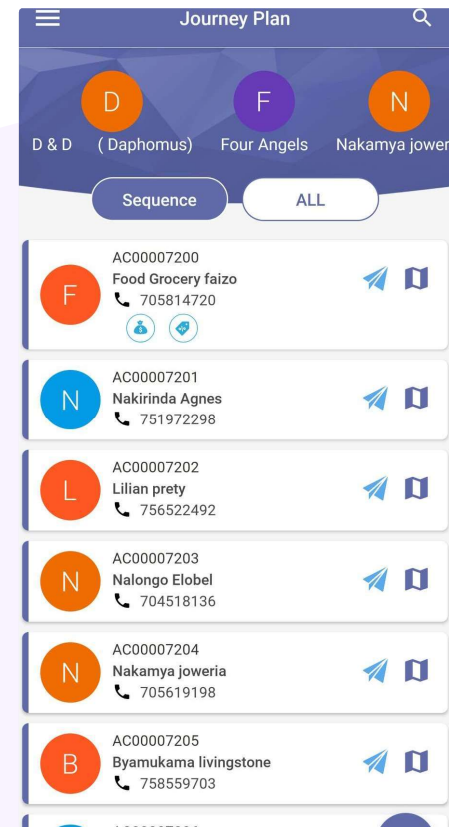
Why Choose Our App For Your Business ?

Sales Force automation

lets you perform daily sales task, such as :

- ❖ Real-time order management,
- ❖ Manage the sales process,
- ❖ Track customers availability
- ❖ Book orders
- ❖ Generate invoice and more.
- ❖ Merchandising

We give you a platform to stay up-to-date with your list of customers easily.





**You Can Optimize
Our Application
Easily**

Get smart, increase sales!

Get smarter and act faster with Sales Force Automation application. We let you place the order, pick the order, display new products, attract more customers, and expand your business quickly. Get more leads no matter where they come from..



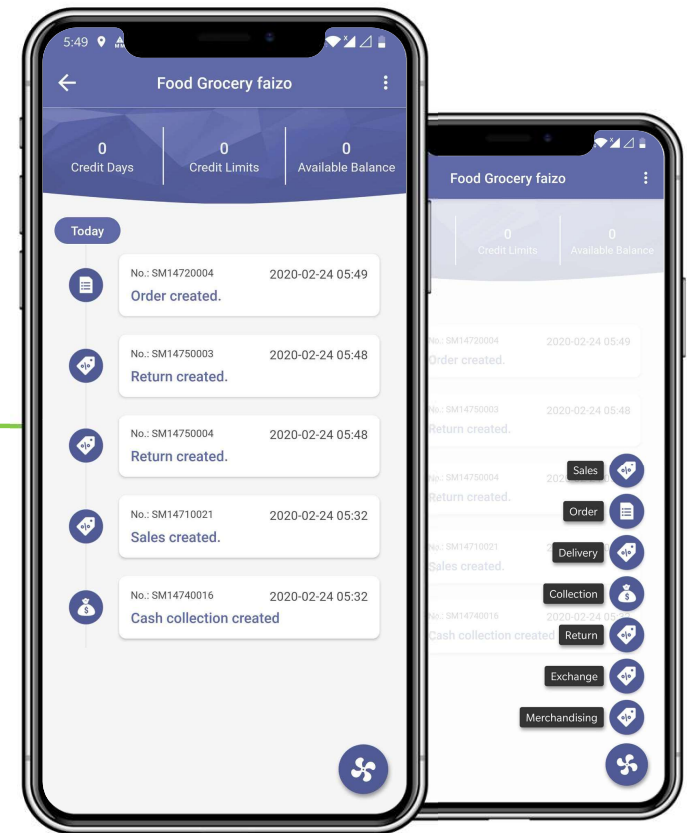
Don't stress it out, enhance your productivity

Sales Force Automation lets you schedule your daily sales management routine easily. Get an updated list of customers to whom the products are being delivered, check their availability, and showcase your products digitally.



Say goodbye to human errors

Everything at Sales Force Automation is done automatically. It lets you generate an invoice, provide on-time delivery of goods and products, and enhance the customer service experience. With us, multi-tasking becomes fun!



Great Features



Easy Customize

Application which you might want to customize, well, our application will let you do that with only a few clicks.



Fully Responsive Platform

fully responsive which means it will fit into your mobile phone screen size perfectly without making you zoom in and zoom out each page..




Printer Friendly

Now taking out invoices or important data of your sales will become easier. You can easily connect our SFA application to your printer and take out prints on the go.



Drag and Drop Editor

Application to be as easy to navigate as possible. With the drag & drop feature, now you will be easily making the changes.





Application Screen

There Are Lot Of Feature Insight



Push Notification



App To App Communication

We let you do more!!

Sales Force Automation is loaded with awesome features

- ✔ Set targets for sale
- ✔ Salesmen will be able to check for their performance
- ✔ Show different products digitally, take order instantly, and provide direct delivery



Some Ideas About Our Apps



01

**Batch
Management**

03

**Complex
Promotion
Adoption**

02

**SAP's Pricing
Adoption**

04

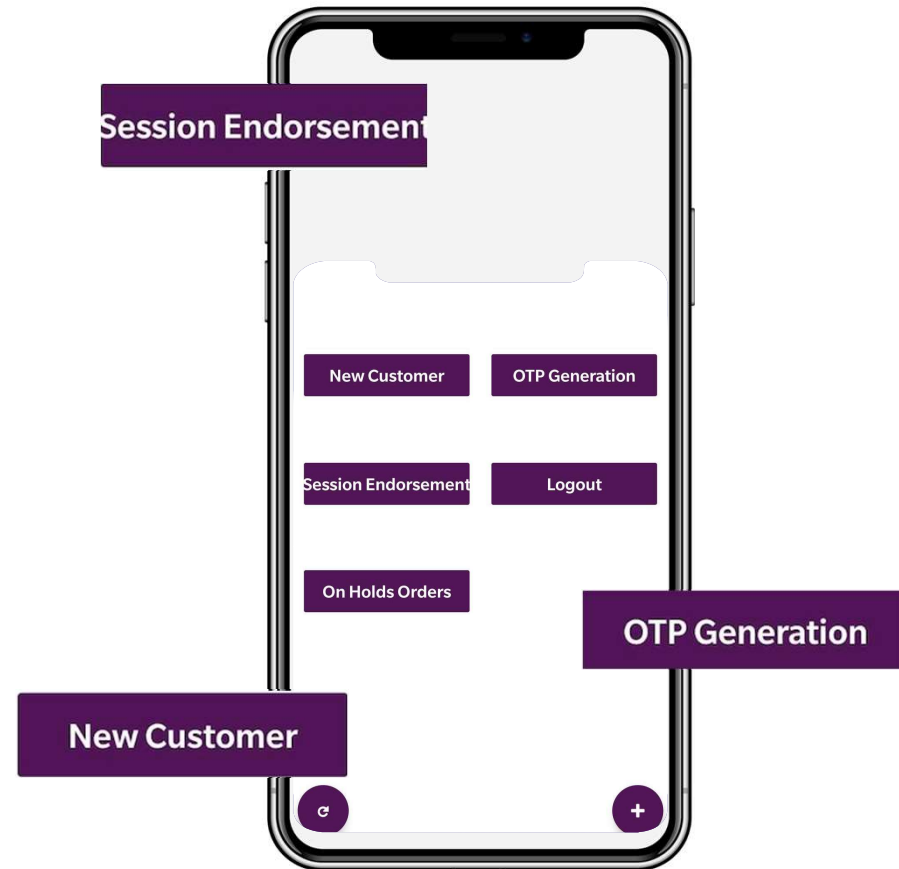
**Easy
Workflow**

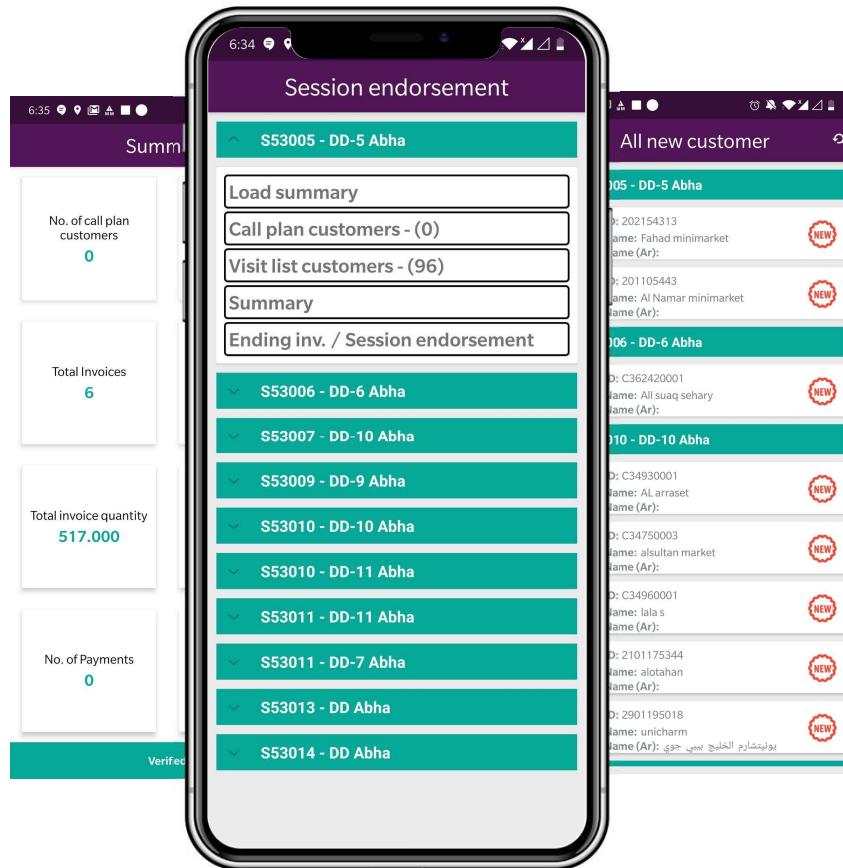


Our Full Service 360 Sales Solution-Supervisor Module

Supervisor module enables you to do below activities being in the market:

- ❖ Tracking Salesman Activity
- ❖ Session Endorsement
- ❖ Tracking Salesman KPI's





1. Session Endorsement

2. Salesman Visit Tracking

3. Salesman Performance KPI Analysis

4. Clean & Responsive

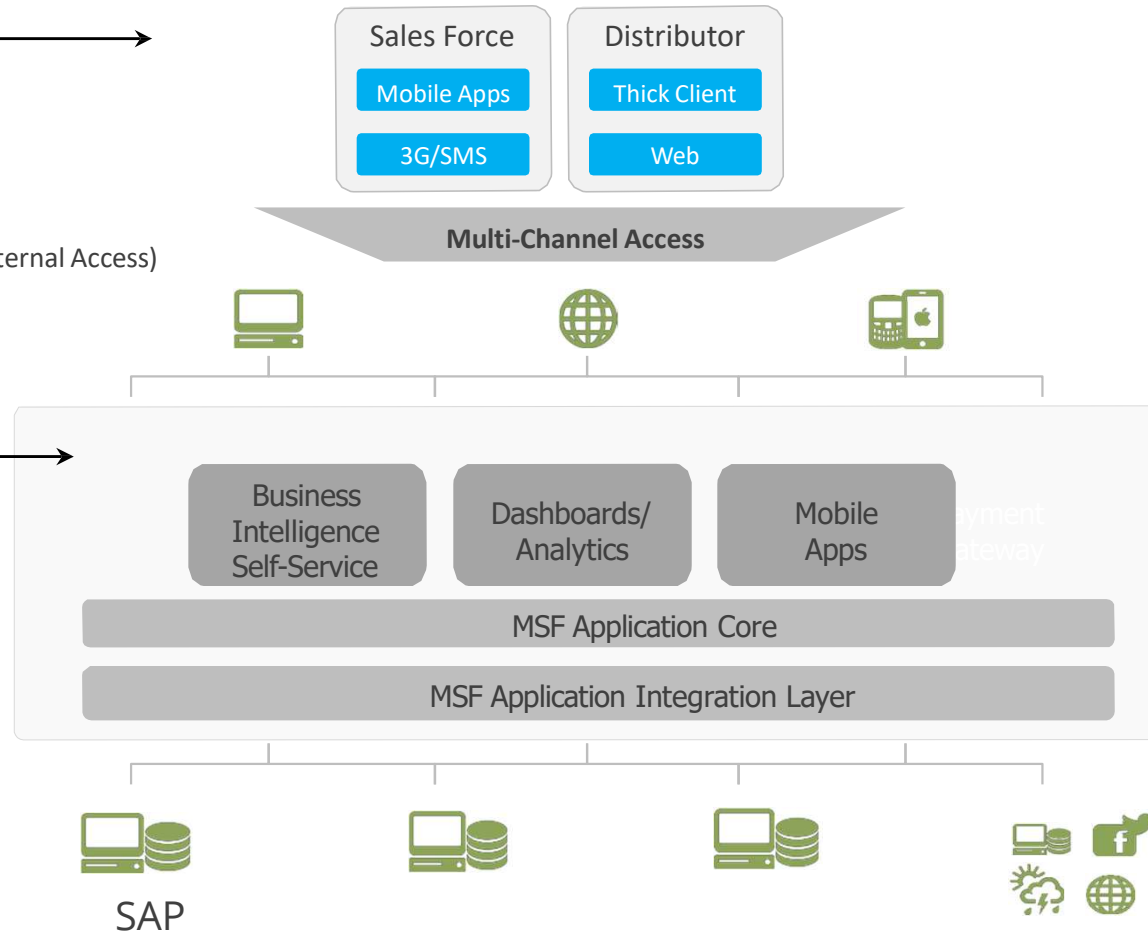
Technical Architecture

Stakeholders

Reverse Proxy
(Security Management for External Access)

Information
Consumption

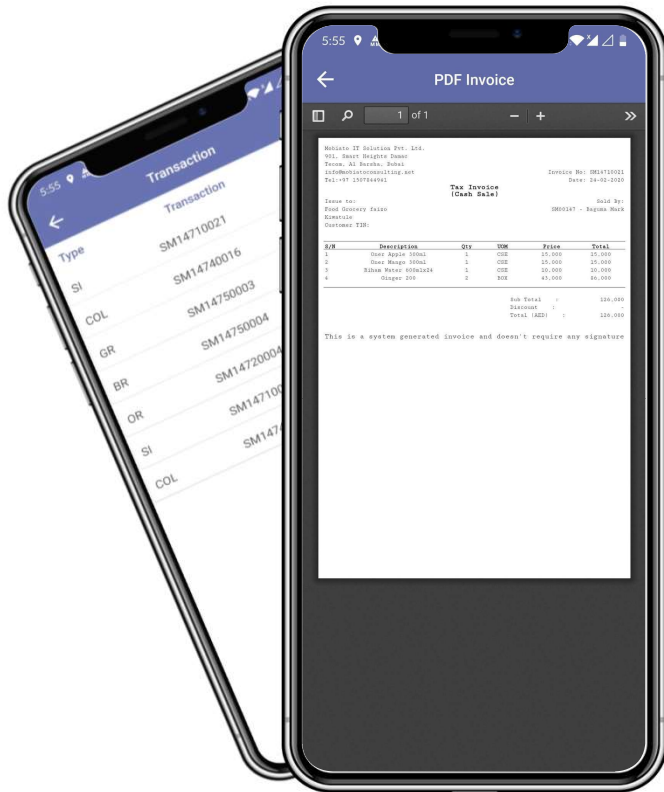
Integration with
Existing Systems



Awesome Features



Lorem ipsum dolor sit amet consectetur adipiscing .



01

PDF
Generation

02

Computer
Vision
Processing

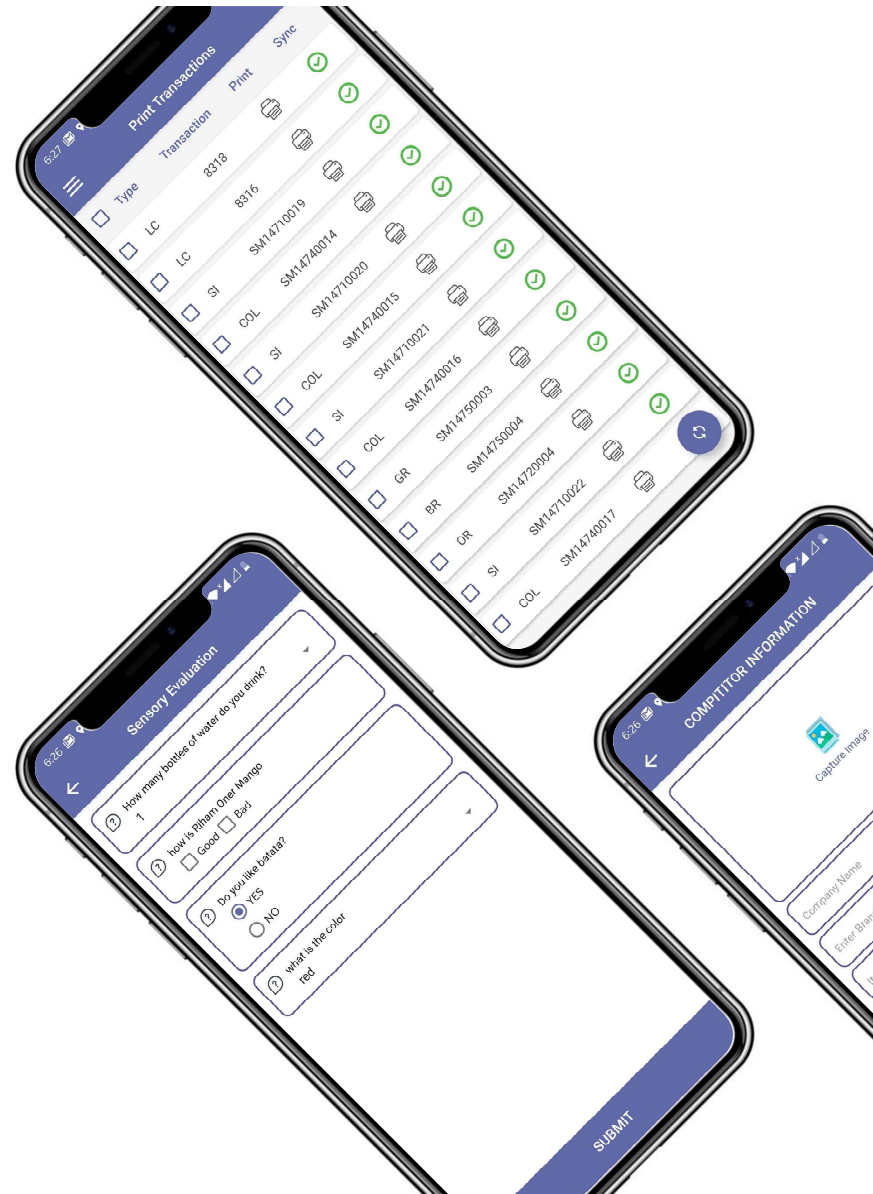
03

Email

04

Google
Assistant

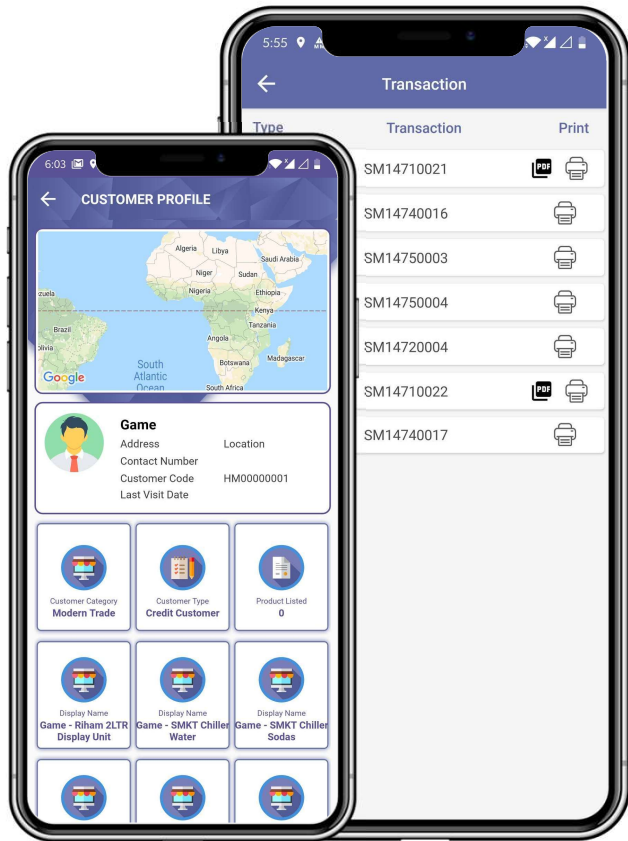
**Apps Is Awesome !
It's Free To Download
For Everyone**



Apps Screenshots

Lorem ipsum dolor sit amet consectetur adipiscing .





Let's make merchandising, retail audit, and mystery shopping better along with push sales

Our Merchandising Service



01

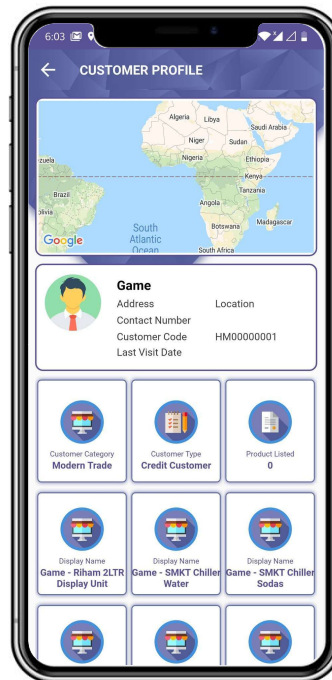
**Distribution
Check**

03

Surveys

05

Expiry Evaluation



02

Planogram

04

**Competitor
Activity**

06

Asset Tracking





01

Creative Solutions And Services




02

Enterprise Digital Platform Software

Our App Runs with any ERP .like
SAP,JDE,TALLY,ODDO,SAGE





About apps

Building Engaging Digital Experiences

Total Sales (AED) 
5,531,475,273

vs LastMonth
-74.08%

Total Sales(Units) 
484,156

vs LastMonth
-74.70%

Total Returns 
8,647

vs Sales
0.73%

Total Collection (AED)
5,051,493,255

vs LastMonth
-73.13%

Total Number of Customers
139,410

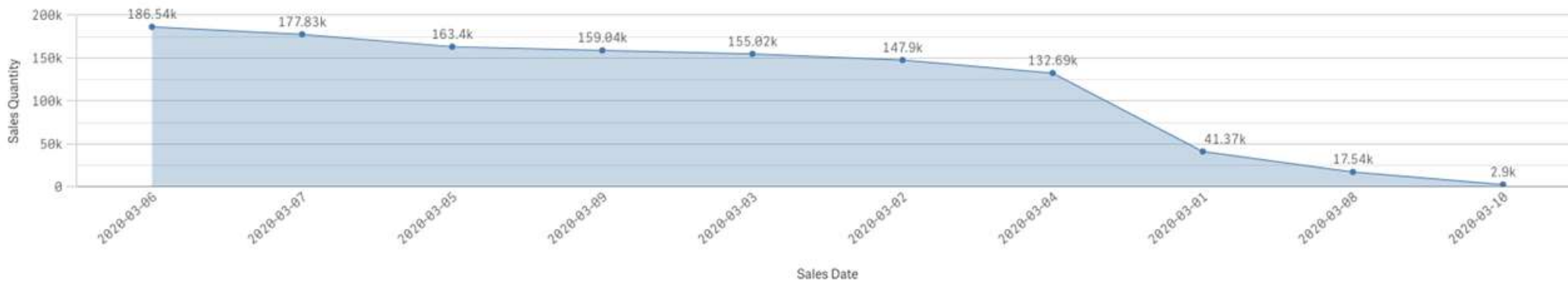
Newly Added
2,576

Call Strike Rate 
2.56%

vs LastMonth
-0.51%



Unit Sales for March 2020



New Features intact:

1.Customer Master

With detail view Like income & Expense of customer

Customer Statement

Partner Function Concept

2. Promotion-With Combination of different key based on Location, Customer and Material
With Combination of different key based on Location, Customer and Material

3. Warehouse/ Inventory Management

1. Stock Management

2. GRN

3. Stock Adjustment

4. Damaged/ Expiry

4. "Detail Concept with below:

1. Download PDF with different
Templates

2. Print

3. Comment Functionality

4.Email

New Features intact:

5. Invoices

Detail Concept with below:

1. Download PDF with different Templates
2. Print
3. Workflow Approval
4. Send Invoice to Customer through Mail
5. Invoice Reminder

6. Credit Note

Detail Concept with below:

1. Download PDF with different Templates
2. Print
3. Workflow Approval
4. Send Credit Note Receipt to Customer through Mail
5. Adjust Credit Note against Invoices

7. Route Item Grouping

8. Portfolio Management

9. Sales & Target Management

New Features intact:

10. Dashboard

Gives visibility of Below: (With Different Criteria Like Salesman, Region, Supervisor)

1. Coverage
2. Execution time of Salesman on per customer
3. Active Outlet
4. Visit Per day
5. Visit Frequency
6. Time Spent
7. Route Compliance
8. Strike Rate
9. Out Of Stock View
10. Planogram Compliance
11. Shelf Price view

New Features intact:

Supervisor Module

- Credit Approval
- Salesman Tracking
- Stock Tracking
- Collection Tracking
- Outstanding tracking
- Session Endorsment

NSM Module

- Credit Approval
- Salesman Tracking
- Stock Tracking
- Collection Tracking
- Outstanding tracking

- ❖ Dynamic Dashboard Creation Facility for Mobile
- ❖ More Comprehensive UI from UX prospective

Dashboard -March 2020

Total Sales (UGX) ₦
5,531,475,273 -74.08%
vs LastMonth



Total Returns vs Total Sales



Total Returns - 8647 Total Sales -484156

Unit Sales for March 2020



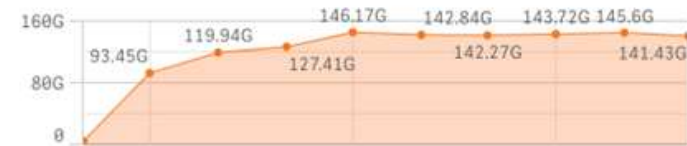
Total Sales(Units) ₦
484,156 -74.70%
vs LastMonth



Sales/Productivity - March 2020

Depot Name	Sales Value	Call...	Cont... %
Determination Plus Enterprises Ltd - Paidha	237,6...	1.57%	4.30%
Abiriga Hassan Enterprises-Arua	232,9...	7.50%	4.21%
Mutebi & sons Traders - Mubende	168,7...	440.0...	3.05%
BXB ENTERPRISES LTD - Kyenjojo	117,3...	-	2.12%
Atiwariza Investments-Holma	104,5...	3.72%	1.89%

Total Collection (UGX)
5,051,493,255 -73.13%
vs LastMonth



Call Strike Rate



Visited - 2,740 Planned - 107,130

NFPC KPI

Select date range

Go In depth

Clear Selections

Last 7 days Sales



Total Sales
484,156/1,685

Total Returns
8,647/417

Total Collection
5,051,493,255

Sales/Productivity - March 2020

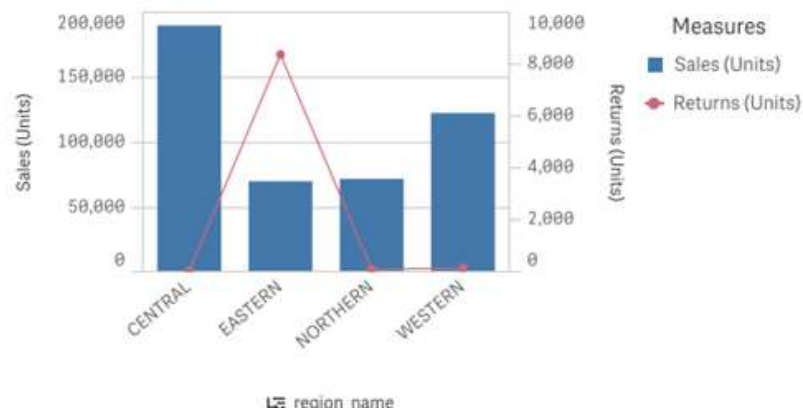
Salesman	Sales Value
Maxwel	232,788,900.00
Anini	79,876,500.00
ATUGONZA JIMMY	71,793,400.00
Livingstone	68,817,200.00
Ibrahim	56,265,900.00

Total Agents
124

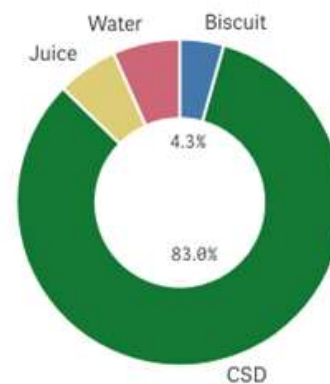
Total Customers
139,410

Total Salesman
543


Region wise Performance - Drilldown



Category wise Sales for March 2020



Top 10 Product Distribution - March 2020



Select date range

Sales Target - March 2020



Call Strike Rate - March 2020



Achieved - 5,531,475,273 Target - 20,181,100,189

Visited - 95,943 Planned - 3,098,873

Most Sold Items - March 2020



Drop Size Rate - March 2020

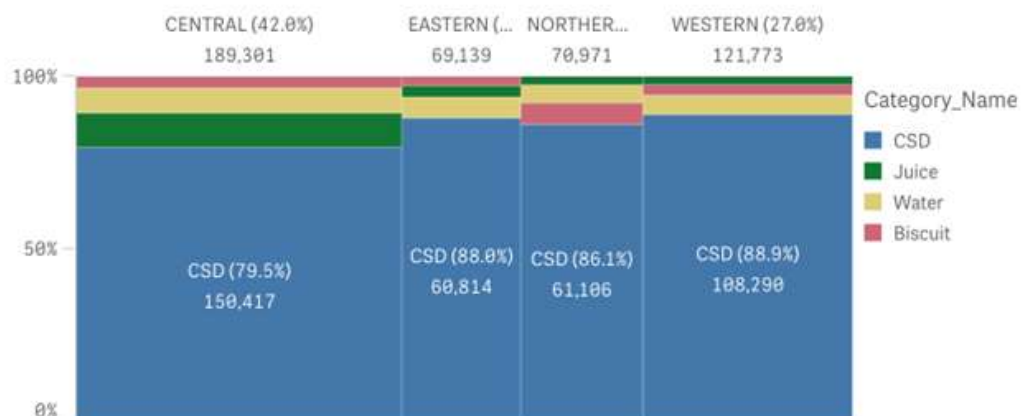


Customer	298,837.13
----------	------------

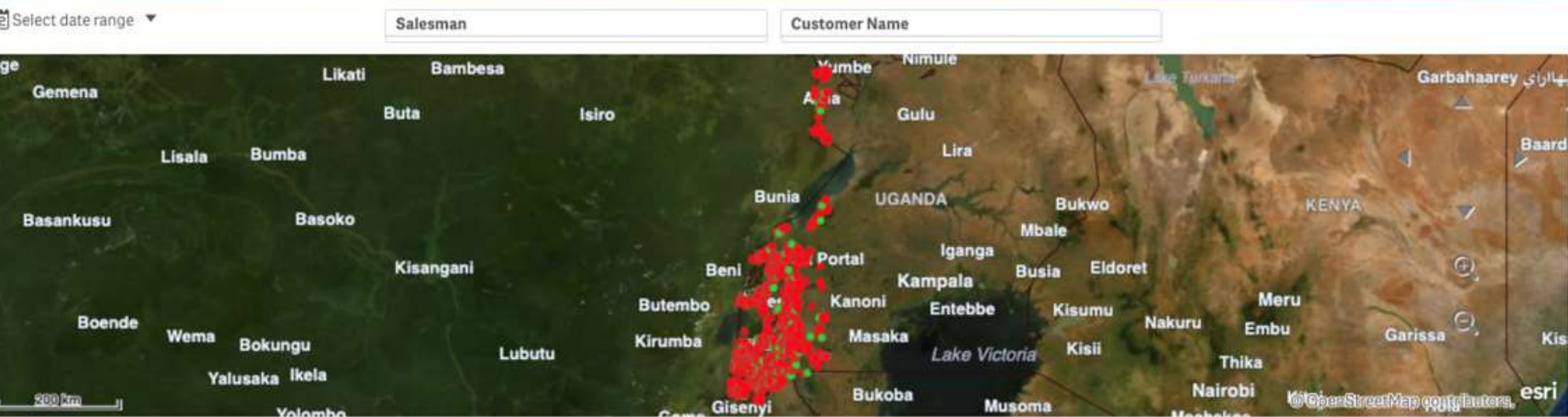


Invoices# - 577606 #Customers - 139410

Region wise Product Sales - March 2020



Customer Visit Status



* Currently showing a limited data set.

Route	Salesman	Customer Name	Start Time	End Time	Visit Date	Time Spent	Latitude	Longitude	Captu... Latitude	Captur... Longit...	Distan... <100 metre
C0001	Felix Kangume	AC00000413 - BMD	05:55:47	06:36:43	2019-07-27	0:40:56	0.0	0.0	0.3351102	32.6590962	•
C0001	Felix Kangume	AC00000413 - BMD	09:10:47	10:43:54	2019-10-20	1:33:07	0.0	0.0	0.3528325	32.6594213	•
C0001	Felix Kangume	AC00000413 - BMD	10:10:21	10:11:26	2019-10-11	0:01:05	0.0	0.0	0.3461864	32.658297	•
C0001	Felix Kangume	AC00000413 - BMD	10:21:39	10:31:30	2019-07-31	0:09:51	0.0	0.0	0.3459302	32.6604158	•
C0001	Felix Kangume	AC00000417 - Faridah	09:12:14	09:12:25	2020-02-19	0:00:11	0.0	0.0	0.3509036	32.6568844	•
C0001	Felix Kangume	AC00000419 - Bosco	00:00:00	12:08:05	2019-09-07	12:08:05	0.0	0.0	0.340071	32.6363997	•
C0001	Felix Kangume	AC00000419 - Bosco	00:00:00	12:49:33	2019-10-08	12:49:33	0.0	0.0	0.3310965	32.649468	•
C0001	Felix Kangume	AC00000421 - Yesu amala	08:14:34	08:15:33	2019-09-24	0:00:59	0.0	0.0	0.3521144	32.657091	•
C0001	Felix Kangume	AC00000421 - Yesu amala	10:42:20	11:22:15	2019-11-08	0:39:55	0.0	0.0	0.3055267	32.663594	•
C0001	Felix Kangume	AC00000422 - Namakula	11:16:30	11:21:00	2019-09-13	0:04:30	0.0	0.0	0.3363542	32.6356932	•

Accounts Dashboard

Year Drilldown

Product Group

Segment

Region

Sales Rep Name

Expenses vs. Target
Expense Target = 25%



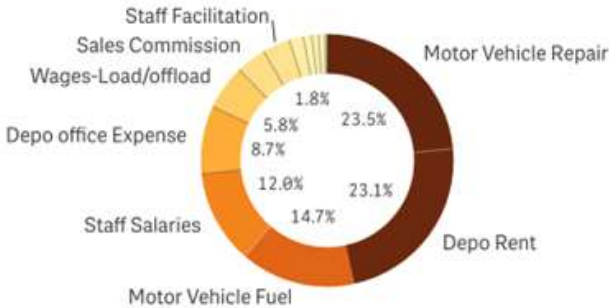
Revenue vs Last Year Revenue
Total Revenue 71%



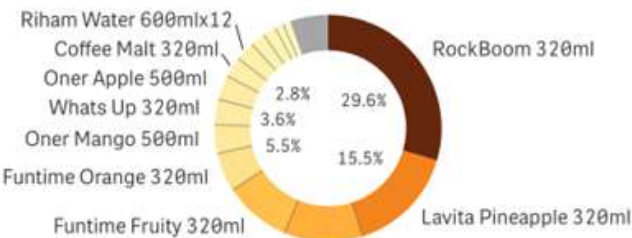
Account Receivable Overdue = 156%
Account Receivable Target = 50%



Expenses by Accounts
Total Expenses = AED110,112,100

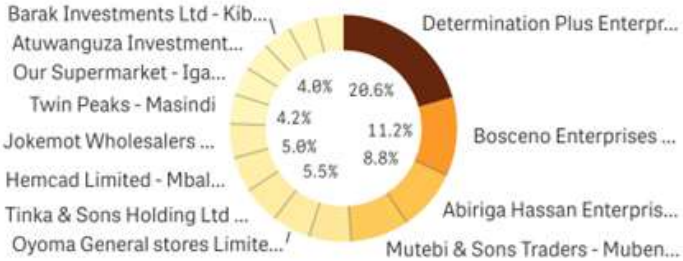


Revenue by Products
Total Revenue = AED110,080,207,312



*This chart contains only top 15 Products

Amount Overdue by Customers
Total Overdue = AED 98,526,511,638



*This chart contains only top 15 Customers

Expense Trend



RevenueTrend

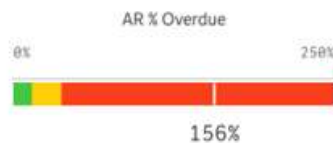


AR Trend



Account Receivable Analysis

Amount Overdue
98,526,511,638.18



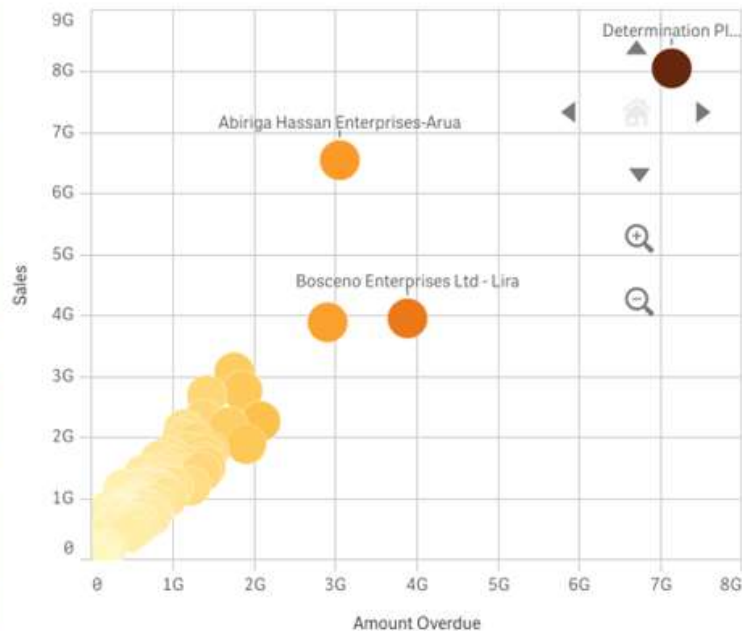
AR Measures vs Sales

Customer	Amount Overdue	Days Outst... Sales	CY
Totals	98,526,511,638.18	96	69,496,780.9
Determination Plus Enterprises Limited - Paidha	7,133,733,231.94	100	3,626,969.6
Bosceno Enterprises Ltd - Lira	3,882,916,535.00	112	1,597,925.5
Abiriga Hassan Enterprises-Arua	3,049,980,625.00	71	3,231,550.6
Mutebi & Sons Traders - Mubende	2,899,903,500.00	86	2,144,108.5
Atuwaguzo Investments - Hoima	2,073,678,000.00	112	927,895.6
Oyoma General stores Limited-Parombo	1,898,805,000.00	91	1,161,116.6
Tinka & Sons Holding Ltd - Kagadi	1,852,630,375.00	99	1,294,899.5
Hemcad Limited - Mbale 1	1,750,631,000.00	102	949,640.6
Jokemot Wholesalers Company - Mbarara	1,683,277,500.00	103	988,156.6
Twin Peaks - Masindi	1,445,245,494.31	108	777,467.5
Our Supermarket - Iganga	1,413,919,037.10	95	1,117,945.6
Atuwanguza Investments LTD - Soroti	1,411,563,280.00	109	790,758.5
Barak Investments Ltd - Kibibi	1,401,763,464.00	91	776,503.5
HM Okot Enterprises SMC Ltd - Amuru	1,397,712,563.00	101	752,720.6
Super Tea Packers Limited - Fortportal	1,373,860,486.00	96	920,200.6
Sweet Millers & Distributors Ltd - Kiruhura	1,366,424,000.00	103	748,849.6
Masana General Trading Company - Kamwenge	1,364,625,500.00	94	793,213.5
Abiriga Hassan Enterprises-Yumbe	1,350,840,840.00	114	576,192.6
Banya Holdings Co LTD - Bundibungyo	1,280,274,479.00	89	848,731.6
Oyoma General stores Limited-Nebbi	1,216,486,000.00	127	318,885.6
Hollywood Movies Shop Ltd - Bweyale	1,194,964,500.00	103	809,238.6
Boron Agencies Ltd - Kapchorwa	1,183,905,000.00	107	762,998.6

Amount Overdue by Region



Amount Overdue vs Sales



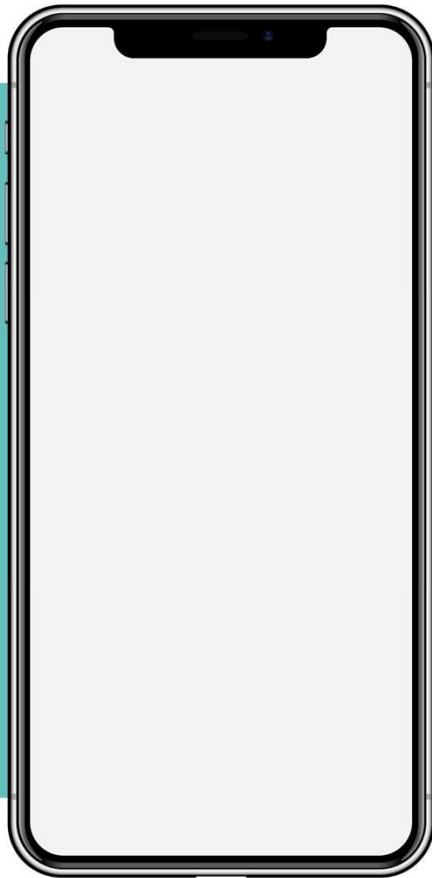
Self Service Report

Select date range

Dimensions

Customer_Name	✓
Depot_Name	✓
Invoice Number	✓
Customer_Category	
Expense Type	
Item_Group	
Item_Name	
...	<div>✗</div> <div>✓</div>
Metrics	
Call Strike Rate	
Collections Value	
Days Sales Outstanding	✓
Expense Amount	
Planned Service	
Returns Quantity	
Returns Value	
Sales Quantity	✓

Customer_Name	InvoiceNo	Depot Name	Sales Quantity	Days Sales Outstanding
Totals			9,818,292	96
0775525575	SM38210080	Patrib Enterprises-Rubaale	50	-
0775525575	SM38210127	Patrib Enterprises-Rubaale	26	-
0703628031	SM08210046	Lugoba Traders Ltd - Kawempe Shop	4	-
0703628031	SM08210047	Lugoba Traders Ltd - Kawempe Shop	1	-
442	SM15910406	Nkoma commodities Ltd	3	-
442	SM43710101	Khaki Farm Enterprises Limited - Bombo	4	-
442	SM43710102	Khaki Farm Enterprises Limited - Bombo	5	-
442	SM43710103	Khaki Farm Enterprises Limited - Bombo	7	-
442	SM43710362	Khaki Farm Enterprises Limited - Bombo	1	-
442	SM43710724	Khaki Farm Enterprises Limited - Bombo	9	-
442	SM43910300	Khaki Farm Enterprises Limited - Bombo	3	-
442	SM43911151	Khaki Farm Enterprises Limited - Bombo	15	-
289	SM18010205	Haithara Investment Ltd-Jinja	2	-
289	SM23110260	Haithara Investment Ltd-Jinja	1	-
289	SM23110303	Haithara Investment Ltd-Jinja	1	-
289	SM23110331	Haithara Investment Ltd-Jinja	1	-
289	SM23110373	Haithara Investment Ltd-Jinja	5	-
289	SM23110428	Haithara Investment Ltd-Jinja	2	-
289	SM23110454	Haithara Investment Ltd-Jinja	0	-
289	SM23110532	Haithara Investment Ltd-Jinja	0	-
289	SM23110609	Haithara Investment Ltd-Jinja	2	-
289	SM23110626	Haithara Investment Ltd-Jinja	1	-
289	SM23110673	Haithara Investment Ltd-Jinja	2	-
289	SM23110691	Haithara Investment Ltd-Jinja	2	-
289	SM23110771	Haithara Investment Ltd-Jinja	2	-
289	SM23110793	Haithara Investment Ltd-Jinja	1	-



**We are
creative**



Support 24/7



**SAP/JDE/Oddo
/Tally
Integration**



**Complete
Onsite/Remote
Engagement**

Client Testimonials

What Our Clients Say About Us



"Great Team, Great Look out. Support is par excellence. Would like to work with you guys in future."

Alok Choubasia



Excellent software, Expertise in Area of Vansales
Is remarkable.

Momdounh Nadha



Professional team of individuals, who will add value to software industry with their skills, keep up good work!!



Dr. Fawaz



Merchandising solution is best of its kind.

Mr. Chaara



JTS Middle East (FZE)
sales@jtsmiddleest.com
Contact : +971-504258986

Thank you